



# The ghosts of Ohio<sup>®</sup> Newsletter

www.ghostsofohio.org

Volume 13 Issue 6

FROM THE SPOOKY DESK OF JAMES WILLIS:

## Still here



James

You really didn't think you were going to get rid of me that easily, did you?

In the last issue, I wrote about how the weight of the paranormal world was

starting to weigh heavily on me. Historically, I use these little newsletter intros to talk about my feelings at that particular moment. Sometimes they are related to the newsletter content and other times, it's more about what I am feeling in my heart. Last issue, it was definitely the latter, and I guess it scared more than a few of you.

Based on the number of emails I received from subscribers who wanted to know if I was leaving the paranormal field, more than a few of you took what I wrote to mean I was hanging up my EMF detector for good. I didn't mean it that way, but looking back at what I wrote, I can certainly see how it may have been misconstrued, so I shouldn't have been surprised at the response. But the thing that I still can't comprehend is the outpouring of love and support from so many of you.

While the outpouring came from all over—emails, IMs, texts—they all revolved around one thing: You guys

really do like me and don't want me to leave. All joking aside, I want to thank every single one of you who took the time to reach out to me. It was incredibly touching and even if I had been thinking about leaving, they would have certainly convinced me to stay. I'm not going anywhere, though—so no worries, OK?

The other thing that came through loud and clear was that you didn't want to lose your Ghosts of Ohio Newsletter. Some of you thought that not only was I leaving, but I was taking the newsletter with me. That's not true, especially since The Ghosts of Ohio Newsletter is bigger than me.

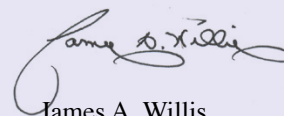
That's right: This newsletter, like The Ghosts of Ohio organization itself, is so much more than just me. Content comes from regular contributors like Wendy, Sam, and Mark. There's also a lot of behind-the-scenes "love" that takes place, be it from Kathy, with all her mad editing skills, to Steph, who every other month, takes all the content, mixes it up, and somehow manages to turn it into something that looks so cool.

And for the most part, it is a labor of love for all of us. Sure, at every one of our monthly meetings, we chat briefly about the number of active subscribers, the size of our open rate for each issue, and how many new subscribers we are averaging per month. Those numbers, to be honest, are large and, at the risk of sounding

arrogant, quite impressive for a small, home-grown newsletter. Still, they are just numbers and it is very easy to forget that there are real people behind those numbers: people who eagerly await every edition of the newsletter and read it from front to back the moment it arrives in their inbox. That's what makes every single communication we get from you so motivating and, dare I say it, inspiring.

So just to wrap this all up in a spooky little bow, all of us here at The Ghosts of Ohio Newsletter want to thank everyone for their continued support. It continues to be business as usual here.

And for those of you who thought you were finally getting rid of me, sorry. You're stuck with me for a long, long time.



James A. Willis  
Founder/Director



## DVD REVIEW

A New Documentary

## TRAVIS

The True Story of Travis Walton



Samantha

Long-time readers of this newsletter may recall my 2011 article about UFO abductee Travis Walton. (If you missed it, here's a handy link: [http://www.ghostsofOhio.org/services/newsletter\\_aug11.pdf](http://www.ghostsofOhio.org/services/newsletter_aug11.pdf)) I'd read his book and seen him speak at that year's MUFON of Ohio conference in Ashland, and it's really no secret that I've maintained a fascination for the case ever since. And who wouldn't? It's the most well-documented UFO abduction case in history, complete with hard evidence and corroboration that is difficult, if not impossible, to refute.


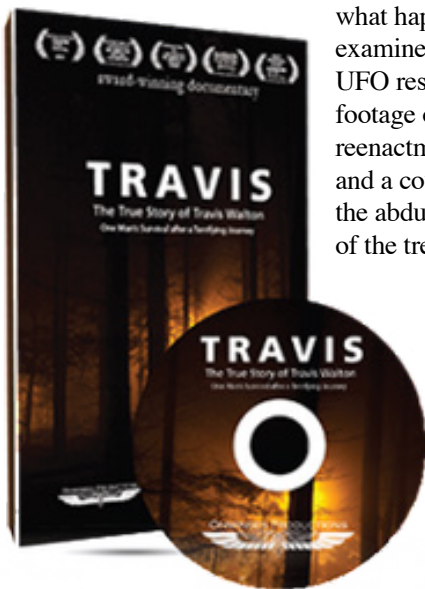
This is made even clearer in the award-winning 2015 documentary *Travis: The True Story of Travis Walton*. Executive Producer/Director Jennifer W. Stein showed the film at this year's MUFON of Ohio conference, and I didn't hesitate to purchase a copy for myself. The documentary features interviews with Travis and several of his crewmates who witnessed what happened, the sheriff, the polygraph examiner, and a number of highly regarded UFO researchers. It also features archival footage of news reports, artist renderings and reenactments, and a segment where Travis and a couple of crewmates revisit the site of the abduction, pointing out the stump of one of the trees that shows clear signs of accelerated growth after exposure to the UFO.

If you've followed Travis' story like I have, then this documentary is sure to please. I especially appreciated hearing the first-hand accounts of the people who were involved at the time; and I found it

interesting that Travis was much more at ease telling his story to a camera than he was in front of a room full of people at the 2011 MUFON conference. He's an intelligent, likable guy who has somehow found a way to cope with the trauma he experienced in 1975. "There's a degree of responsibility," he says, "to try to make something good come of it." Since his abduction, Travis has not only had to come to terms with what happened to him psychologically and physically, but he's also had to live his life under the intense scrutiny of skeptics at the same time as in the spotlight of rabid UFO enthusiasts. I think it's safe to say that there's no one on this earth who can truly appreciate the constant ordeal that is Travis Walton's life.

If you'd like to see this documentary but haven't followed Travis' story, I'd recommend either reading his book *Fire in the Sky: The Walton Experience* first, or reading my August 2011 article that summarizes it. I think the one criticism I'd have with the film is that it doesn't start out with a "here's what this is about" segment. It would be helpful to know the basic story beforehand.

If you'd like more information about the film, check out [www.traviswaltonthemovie.com](http://www.traviswaltonthemovie.com). And if you see the documentary, be sure to "like" it on Facebook. When I spoke with Ms. Stein at the conference, she said that she's working to get additional footage and a wide release of the film. The more interest she can generate, the better her chances are of creating and releasing the most complete and definitive documentary about Travis Walton ever made. I'm all for that!



# DOWSING WITH PENDULUMS




Wendy

Most people think of rods when it comes to dowsing, and they have been used

throughout the ages. Pioneers and builders used them to find water, so they knew where to dig a well. Miners used them to find gold and silver veins. And while they are still used for those purposes today, the paranormal world has picked up on them, and use them as “yes/no” guides when trying to communicate with spirits. But they are cumbersome and there is an easier tool to use when it comes to spirit communication—the pendulum.

Pendulums are usually made with some sort of crystal or stone; mine is agate. They are shaped like a reverse tear drop, and when attached to a chain they hang point down. The top of the chain usually has a large bead or stone connected, with which to hold your pendulum, but just holding it between your thumb and first finger is not ideal. That method of holding your pendulum raises the risk of motion transfer, which, like someone pushing on the planchette of a OUIJA board, is falsifying information. To stop transmission and “suggestion” from this type of grip, do this instead: loop the chain over your middle finger and use your thumb to hold the top bead in place. This will ensure a steadier platform for your dowsing.

**How does it work?** That is the million-dollar question. Albert Einstein believed that dowsing worked because of sensitivity to electromagnetic current, and that the dowser was reacting to this magnetic activity. Others believe it is a link between the conscious and subconscious. Take this for example: you are looking for your car keys, but can't find them in their usual place. Your conscious mind does not remember where you put them, but your subconscious



memory retains that knowledge. You can use dowsing to unlock that memory. And yet further into the “how does it work” discussion, you get to the collective conscious. Everyone and everything shares all memories, and it is simply a

matter of tapping into that worldly conscious to get your answers.

Psychics and paranormal investigators quickly adopted the use of dowsing because of its simplicity. Your answer is going to be either yes or no, and you don't have to use weighty, easily unbalanced rods...the pendulum can be carried in your pocket. But when using this method for contact with those behind the veil, you need to change your approach and strategy. You cannot treat this in an interrogation-like manner, which is usually used when doing EVP work. Your questions need to be geared toward a yes or no answer, so you need to choose what you say very carefully to ensure that the answer you receive is actually going to be helpful. If the ghost you are attempting to contact is a small girl in a blue dress, you can't ask, “What color is your dress?” like you would for an EVP session. You need to be exact with your question, and always throw in opposing questions, to make sure the answers make sense. For example, “Are you wearing a pink dress?” (no). “Are you wearing a blue dress?” (yes). If you get a yes answer to both questions, you know something is wrong either with the way you are utilizing your pendulum, or you do not have your mind settled sufficiently to let your subconscious overrule your conscious.

As with any contact session, you want to meditate beforehand and clear your mind of any extraneous thoughts. Also, practice with your pendulum, and get to know it well beforehand. You first want to tap in and find out what it is saying. Start out by just holding your pendulum in your hand, letting your energy transfer to it. Hold the chain between your fingers and let it swing freely until it stills. Then ask it to show you “no.” Pay attention to the swing of the pendulum. Follow this by asking it to show you “yes,” and again note the swing. Be sure to do this each and every time you

(continued on page 4.)

# DOWSING WITH PENDULUMS cont.

pick up your pendulum. Your vibration may change and cause a swing to be weaker, or to change all together, which can cause you to misinterpret your answers. If you usually get a strong back and forth for yes, and during your questioning that becomes a lot slower and weaker, then either the questioning isn't clear, your mind isn't clear, or the pendulum is picking up a different vibration. So go back to asking it to show you yes and no to get everything back on track.

And once you get used to working with your pendulum, you can find different ways to use it. Fellow Ghost of Ohio member Ted came up with this idea: you lost your keys? Draw a map of your house, and then hold your pendulum over it and ask it to find the keys. If the pendulum

truly does work with your subconscious, it will be able to point to which room you left them in!

**What kind of pendulum should you buy?** Only you can answer that. I acquired mine at a psychic party given by Laura Lyn. She had a bunch of pendulums sitting on a table for sale, so I started picking them up and looking at them. I was attracted to the agate one, and kept going back to it. Later in the evening, as she was showing us how to use a pendulum, she passed one out to everyone to use. She handed me the agate one. It was clearly meant to be, so it became my pendulum. Don't just purchase one off of the internet...go into a store and look at them. Pick them up and touch them. The one that is right for you will let you know. Some people prefer to use different



pendulum for different purposes: A rose quartz one when asking questions about love, a malachite one for questions about money. But in the end, you are the one to decide which one you want to work with. Happy hunting!!

## Gadget Review:

# FLIR ONE™ Thermal Imaging Camera For Smart Phones



Mark


When it comes to exploring cool technological gadgets with potentially useful capabilities for paranormal investigations, The Ghosts of Ohio team members have never been

shy of pushing the geek envelope! Over the years we have adopted a variety of tools—from simple video cameras and handheld EM-field meters to computer-based measurement systems that record multiple channels of sensor data for hours on end (our KAPOS system).

Noncontact thermometers have also been a mainstay in the equipment taken on our investigations, and we use these to

measure the temperatures of walls and floors in the location indicated by a simple laser pointer aimed at these surfaces. A numeric readout displays the surface temperature on the handheld device. Because transient unexplained cold spots are often associated with potential paranormal activity, these tools sometimes help to identify areas to focus on during an investigation. However, a newly marketed and consumer-affordable thermal-imaging camera from FLIR has changed that playing field forever!

FLIR has created a high-quality, compact add-on device called FLIR One™ that is compatible with smart phones—both Android and iOS operating systems (but check online for specific version compatibility). The small thermal camera device plugs directly into the charger-interface port. The free downloadable app





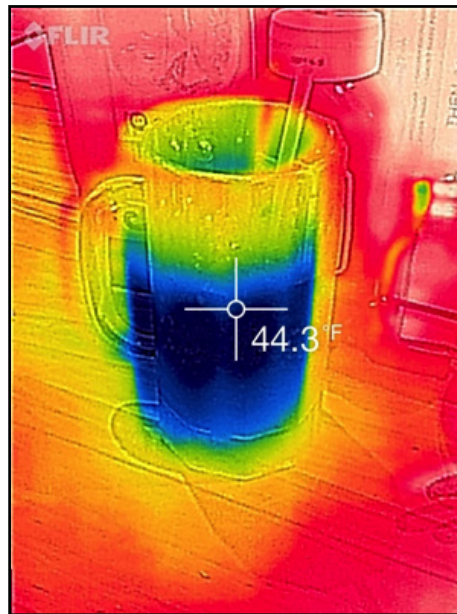

software makes it easy to record high-quality thermal imagery in single

# FLIR ONE™ Thermal Imaging Camera For Smart Phones cont.

snapshots, or as video imagery at normal speed or as a time-lapse. This FLIR camera actually takes two pictures at once—one in the visible light spectrum and the other in the infrared spectrum. Surface temperatures are color-coded in the thermal imagery and overlaid with edge-enhancements collected by a co-aligned visible-light camera, as shown in the accompanying pictures. For images captured in the dark, only the lower resolution infrared heat imagery is displayed.

has the ability to detect temperature differences as small as 0.1° C. High-end FLIR cameras can cost upwards of \$30K or more for scientific-grade instrumentation. However, for the kind of thermal imagery visualization useful on paranormal investigations, we were blown away by the performance and capabilities of this \$250 product! During our overnight investigation this summer at the Waverly Hills Sanatorium in Louisville, KY, The Ghosts of Ohio put the FLIR One™ system to the test and gave it a definitive two-thumbs up! Plus, it is really fun and easy to use. At dinner before the Waverly investigation, we took thermal snapshots

Lastly, you really haven't experienced its full potential until you've taken a thermal image of your dog or cat staring at you, because this gives a whole new meaning to the phrase "demon eyes"!



Commercially selling for only \$250, the FLIR One™ camera module provides its own power and is recharged separately, so it does not drain power from the cell phone. The 160 x 120 pixel resolution imagery tracks surface temperatures from -20° C to 120° C (-4°F to 248°F), and it


of one another and found out who had cold noses, how warm the food was, and how cold our drinks were.

Another fun experiment was to simply place your hand on the table for a few seconds and then observe the thermal image of your handprint left clearly in that spot; this "ghostly" thermally imprinted handprint was visible for quite some time on many surfaces before it disappeared from view in the FLIR camera system. For paranormal investigations, particular care must be taken, then, to not confuse latent thermal imprints inadvertently left by team members with truly unexplained thermal anomalies.



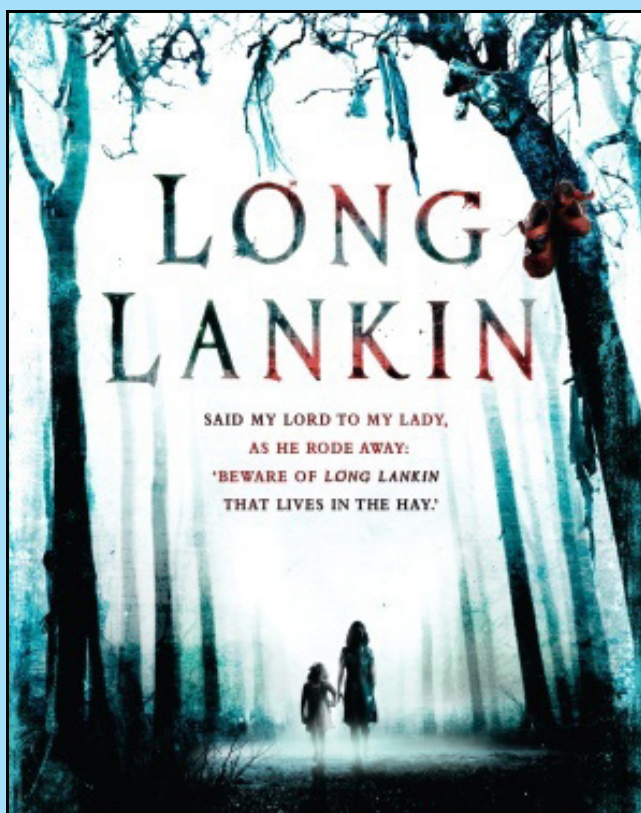
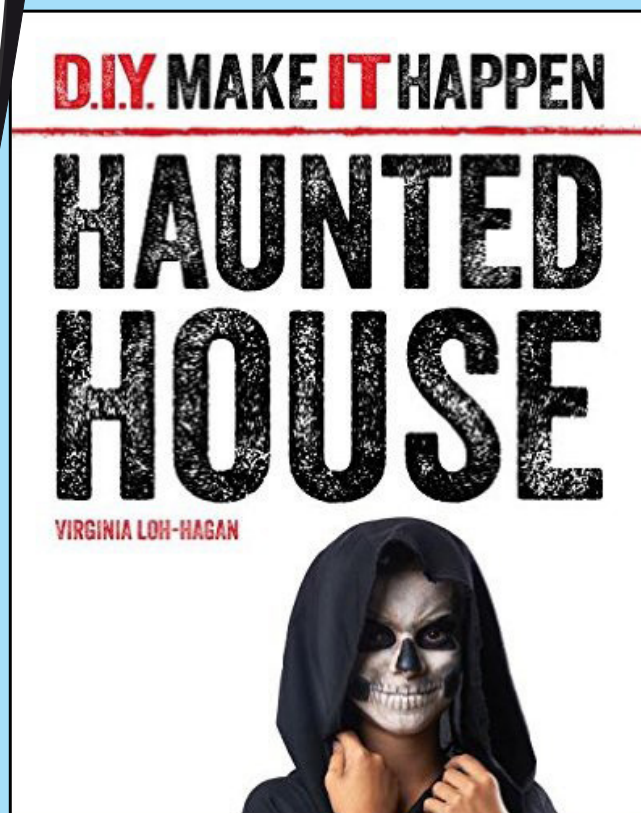


## SAM'S BOOK BITES: QUICK HITS ON SOME NEW BOOKS



### D.I.Y. Make It Happen: Haunted House by Virginia Loh-Hagan

Just in time for the upcoming Halloween season, this handy do-it-yourself guide to creating a novelty haunted house is perfect for kids! It includes tips on creating a theme, making invitations and decorations, designing props and tricks, and other activities that are sure to scare and entertain friends and family.



### Long Lankin by Lindsey Barraclough

Set in rural 1950s England, this spine chiller isn't for the faint of heart. When Cora and her little sister Mimi are sent away to stay with their estranged grandmother, they have no idea that their arrival will reawaken an evil that once terrorized the town; an evil that seeks to devour and enslave the spirits of the young. With Mimi the prime target, it's up to Cora and her new friends to try to stop it before it's too late. This creepy page-turner is appropriate for older teens and adults.

# THE DAY I CAPTURED THE LOVELAND FROG AND NO ONE CARED



James

Last month, in case you missed it, the Internet and most Ohio news outlets were all abuzz over a reported sighting of the infamous Loveland Frog, a cryptid that first hopped onto the

scene in the early 1970s.

Long story short short (you can [go here](#) if you want to get the full story, complete with photographs and videos, a weekend visit to a local Big Lots in search of Halloween props brought me face to face with the Loveland Frog from the recent sighting—a cheesy, solar-powered lawn ornament.

I brought the lawn ornament home and did a photo shoot in my back yard. Almost instantly, I realized that if this wasn't the same exact figure they had used to fake the shots, it was really, really close. So I did a little write-up on my findings for my author blog. Then, I went ahead and forwarded a link to my blog to every single one of the TV, radio, and online media outlets that had covered the original "sighting" story. I included a short note about who I was and that I thought I might have figured out the truth behind the Loveland Frog "sighting" they had originally reported on. All in all, I forwarded my findings to over 50 individuals and news outlets.

Only one of them, Moviepilot.com, wrote back or provided any sort of update to their original story.

Now before I go any further, let me state for the record that my sole reason for sending out links to my blog/story

was to set things straight. I figured that since these individuals, groups, and news agencies felt the report of a Loveland Frog sighting (which the person who claimed to have had the sighting also emailed, by the way) was news worthy, that perhaps a follow-up/update to the story was also something the general public would be interested in. Guess I was wrong.

But for me, it goes deeper than that. The deafening silence I received, in my opinion, speaks volumes, especially since the original photos and video submitted as evidence are, to say the least, suspect. In fact, I dare anyone to look at them and try to convince someone they really do depict a 4-foot-tall frog/man hybrid. Even if you believe such a creature really does exist, it sure as heck ain't in those pictures! And yet, since all but one of the individuals and news outlets I contacted put any sort of update to their original stories, people reading that news story will be left thinking that someone really did think they saw the Loveland Frog. As far as I'm concerned, the real story is that someone made a really lame attempt at a hoax that the local media swallowed wholesale and then couldn't be bothered to let people know what really happened.

To their credit, some of the news stations covered an "interview" from one of the original witnesses back in 1972. The witness, who was a police officer at the time, now claims the whole thing was blown out of proportion and that the creature was nothing more than an iguana without a tale. The fact that this particular individual has changed his story multiple times over the years aside, his cries of "hoax" for the original sightings have little to no bearing on the fact that almost 40 years later, someone stuck a plastic solar-powered frog in the



water and claimed it was a living, breathing Loveland Frog. And the local news ate it up.

Now, I'm not saying the Loveland Frog does or does not exist. But news reports of alleged sightings certainly do. And since that's the case, reports of Loveland Frog hoaxes need to be reported on, too.

And by the way, since my very own Loveland Frog has become something of a local celebrity, I'll be bringing him along to some of my appearances this fall. Feel free to snap a picture of him if you'd like, then you can tell everyone you have pictures of the Loveland Frog, too!



# WAVERLY HILLS REVIEW

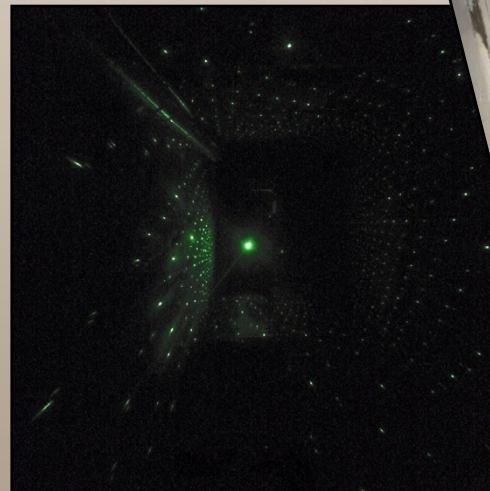


On June 30th, The Ghosts of Ohio and a few lucky contest winners and friends made the trip down to Louisville, Kentucky, to spend the night locked inside Waverly Hills Sanatorium for a private overnight hunt.

Having been once before several years ago, we were all very excited to see if some of the strange things we had encountered would repeat themselves—most notably, another appearance of James Willis' doppelganger.

Well, the doppelganger never showed, but there was plenty of other activity going on, including phantom footsteps, disembodied voices, laser grids acting strange, and pretty much all of our equipment experiencing battery drain, some even before we set foot in the building. A very exciting and unforgettable night!

As for all the evidence we captured, we'll be including it in some of our presentations this fall. So come on out and see it for yourself!







# COME OUT AND SEE THE GHOSTS!

Sure, step outside your house and it certainly doesn't feel like it, but October is just around the corner. What's more, it looks like The Ghosts of Ohio's "holiday season" kicked off early this year.

Here's a list of all confirmed dates and locations where you can see, hear, and swap scary stories with The Ghosts of Ohio. More dates are being added, so keep an eye on this newsletter. You can also follow us on Facebook, Twitter, and pretty much all the social networks to ensure you know the second we announce that we're coming to your town!



## CONFIRMED APPEARANCES

### Saturday, September 17th @ 2:00 pm

*Just How Weird Is Ohio?*  
Lima Public Library  
650 West Market Street  
Lima, OH 45801

### Wednesday, October 12th @ 7:00 pm

*Just How Weird Is Ohio?*  
Pickerington Public Library  
201 Opportunity Way  
Pickerington, OH 43147

### Saturday, October 15th @ 10 am-4 pm

*Books By The Banks*  
Duke Energy Convention Center  
525 Elm Street  
Cincinnati, OH 45202

### Thursday, October 20th @ 1:00 pm

*Seniors' Day Out Luncheon: Ohio's Historic Haunts*  
Beachwood Community Center  
25325 Fairmount Blvd.  
Beachwood, OH 44122

### Saturday, October 22nd @ 7:00 pm

*An Evening With Author James A. Willis*  
Litzenberg Memorial Woods: Activity Barn  
6100 US Route 224  
Findlay, OH 45840

### Saturday, October 29th @ 2:00 pm

*Fogle Author Series: An Afternoon With Author James A. Willis*  
Rodman Public Library  
215 East Broadway Street  
Alliance, OH 44601





# GOT A SCARY STORY TO TELL?

Have you had a ghostly encounter in Ohio? Want to see it featured in a future issue of **The Ghosts of Ohio Newsletter**? Then here's all you have to do:

Just write down your story and send it to [info@ghostsofohio.org](mailto:info@ghostsofohio.org) with the subject line "Newsletter Ghost Story." Be sure to also include your name as you'd like it to appear with the story. We'll take it from there and send you out an email letting you know which issue it is going to appear in. That way, you can get all your friends to sign up for the newsletter so they can see how famous you are!

## Investigations & Consultations

The Ghosts of Ohio are continuing to schedule investigations for 2016. If you or someone you know is experiencing something unexplained in a home or place of business, contact us at [info@ghostsofohio.org](mailto:info@ghostsofohio.org) or visit our website to fill out an investigation request. All investigations are offered free of charge, and confidentiality and discretion are assured.

Not sure if you want or need an investigation? The Ghosts of Ohio also offers consultations. Let us sit down with you to discuss your current situation and what help we may be able to offer. For more information, please visit <http://ghostsofohio.org/services/investigations.html>.

## Interact with The Ghosts of Ohio

In addition to our website, here are a couple of places where you can find The Ghosts of Ohio lurking online:

 **FACEBOOK**  
<http://www.facebook.com/home.php?#/pages/Columbus-OH/The-Ghosts-of-Ohio/60704381381?ref=mf>

 **TWITTER**  
<http://twitter.com/ghostsofohio>

## Administration

The Ghosts of Ohio Newsletter is a free, bimonthly email newsletter. To subscribe, unsubscribe, or change your email address, please visit <http://mailman.ghostsofohio.org/mailman/listinfo/ghostsofohio>.

Please do not send vacation notices or other auto-responses to us, as we may unsubscribe you.

The Ghosts of Ohio collects your name and email address for the purpose of sending this mailing. We will never share your name or email address with advertisers, vendors, or any third party, unless required by law. The Ghosts of Ohio will never sell, trade, or rent your personal information.

For more information, please visit us online at [www.ghostsofohio.org](http://www.ghostsofohio.org).

**NEWSLETTER STAFF:** Editor-In-Chief: James Willis   Copy Chief: Kathy Boiarski   Designer: Stephanie Willis  
Contributing Authors: Wendy Cywinski, Mark DeLong, Samantha Nicholson, James Willis